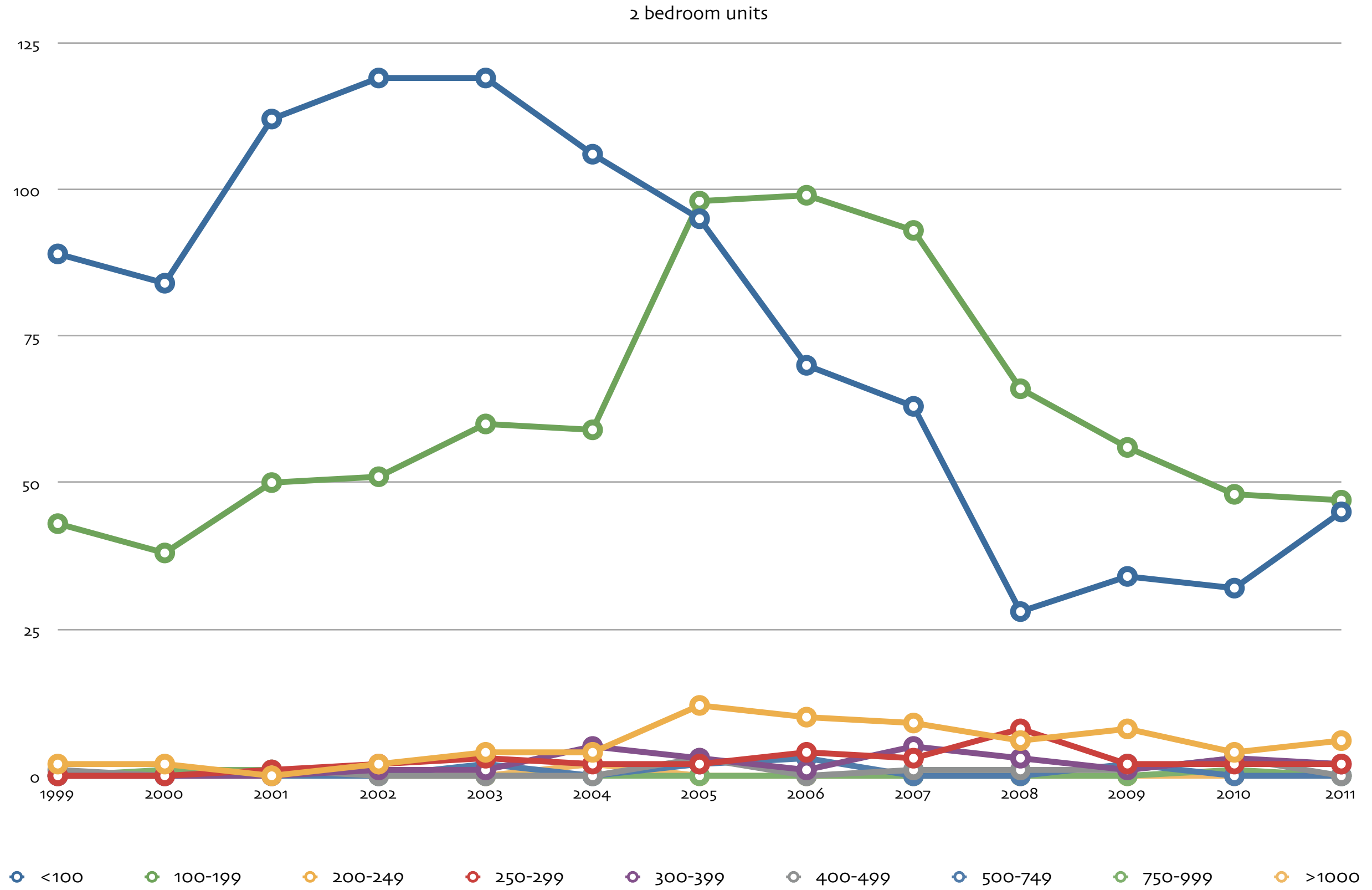
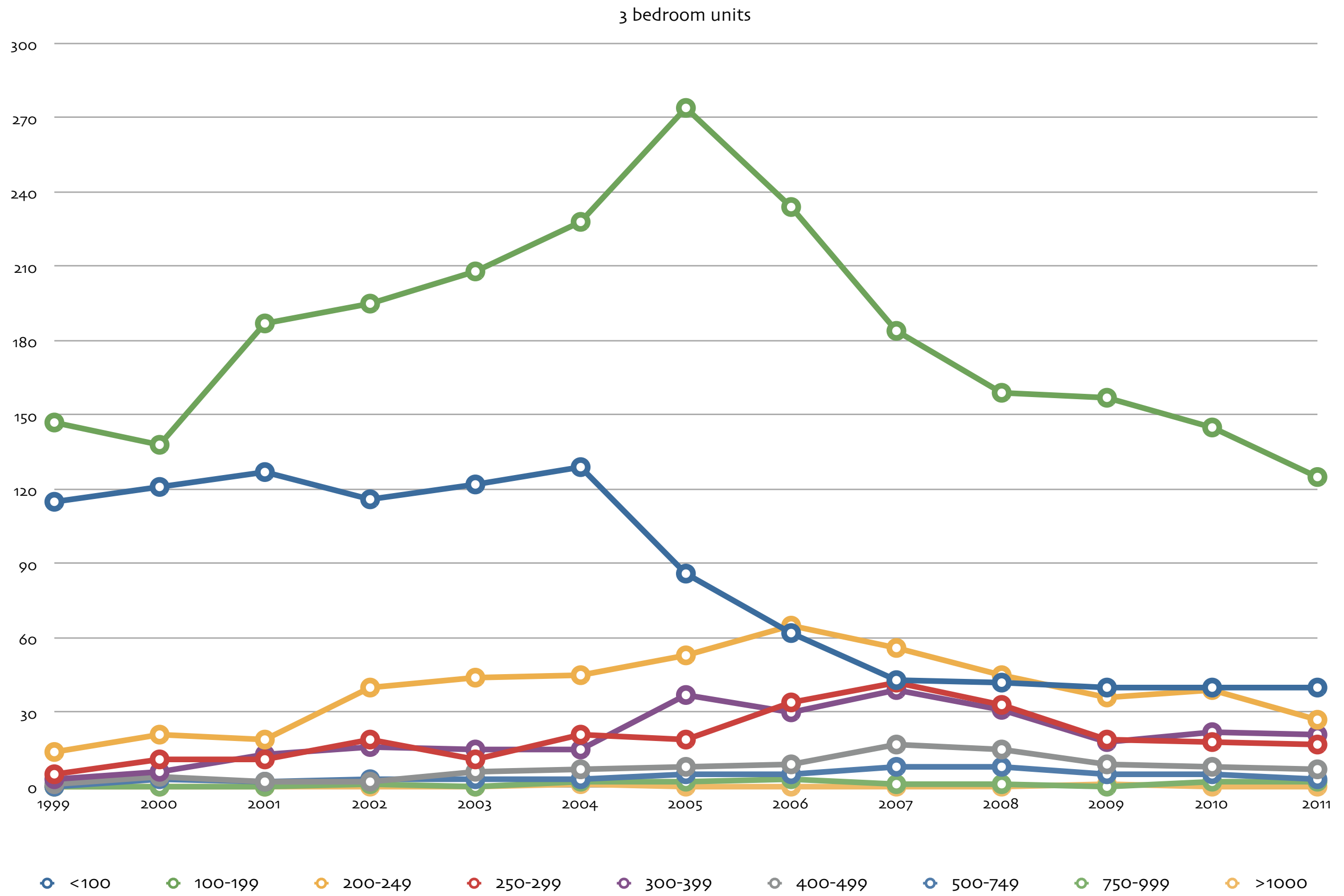


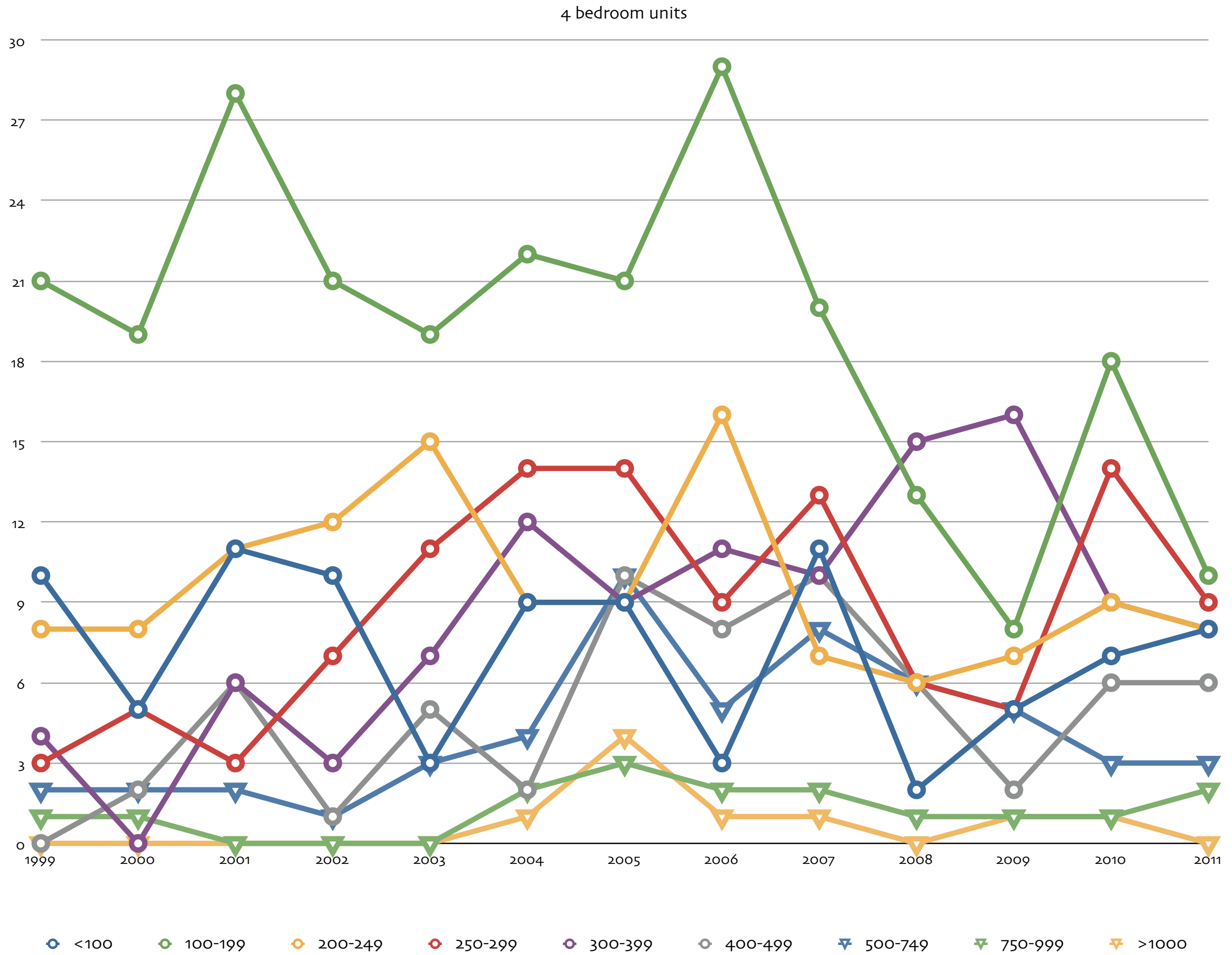
Kerr County Sales data from 1999-

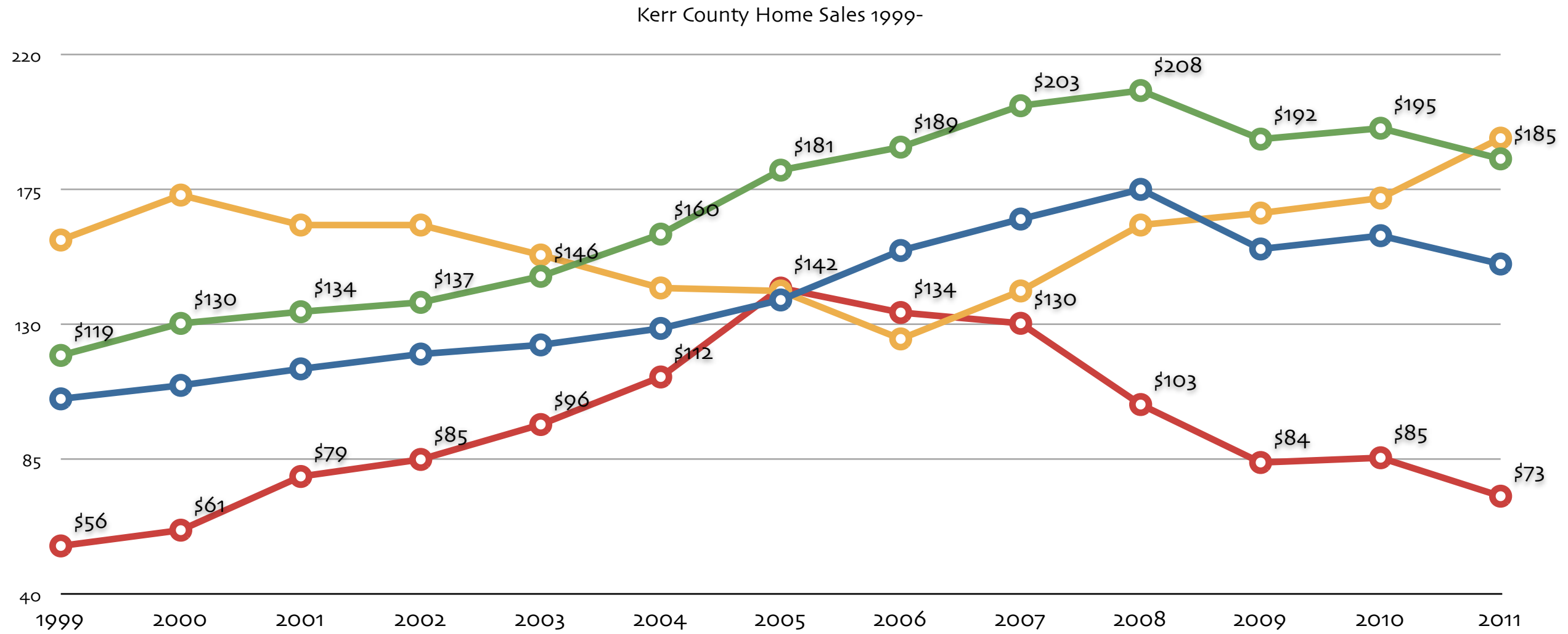
compiled for Fore Premier Properties by Corner Canyon Incorporated

price (thousands)	bedrooms	1999	2000	2001	2002	2003	2004	2005	2006	2007	2008	2009	2010	2011
<100	2	89	84	112	119	119	106	95	70	63	28	34	32	45
100-199	2	43	38	50	51	60	59	98	99	93	66	56	48	47
200-249	2	2	2	0	2	4	4	12	10	9	6	8	4	6
250-299	2	0	0	1	2	3	2	2	4	3	8	2	2	2
300-399	2	0	0	0	1	1	5	3	1	5	3	1	3	2
400-499	2	1	0	1	0	0	0	3	0	1	1	1	3	0
500-749	2	0	0	0	0	2	0	2	3	0	0	2	0	0
750-999	2	0	1	1	0	0	0	0	0	0	0	0	1	0
>1000	2	0	0	0	0	0	2	0	0	0	0	0	0	0
<100	3	115	121	127	116	122	129	86	62	43	42	40	40	40
100-199	3	147	138	187	195	208	228	274	234	184	159	157	145	125
200-249	3	14	21	19	40	44	45	53	65	56	45	36	39	27
250-299	3	5	11	11	19	11	21	19	34	42	33	19	18	17
300-399	3	3	6	13	16	15	15	37	30	39	31	18	22	21
400-499	3	1	4	2	2	6	7	8	9	17	15	9	8	7
500-749	3	0	3	2	3	3	3	5	5	8	8	5	5	3
750-999	3	0	0	0	1	0	2	2	3	1	1	0	2	2
>1000	3	0	0	0	0	0	1	0	0	0	0	1	0	0
<100	4+	10	5	11	10	3	9	9	3	11	2	5	7	8
100-199	4+	21	19	28	21	19	22	21	29	20	13	8	18	10
200-249	4+	8	8	11	12	15	9	9	16	7	6	7	9	8
250-299	4+	3	5	3	7	11	14	14	9	13	6	5	14	9
300-399	4+	4	0	6	3	7	12	9	11	10	15	16	9	8
400-499	4+	0	2	6	1	5	2	10	8	10	6	2	6	6
500-749	4+	2	2	2	1	3	4	10	5	8	6	5	3	3
750-999	4+	1	1	0	0	0	2	3	2	2	1	1	1	2
>1000	4+	0	0	0	0	0	1	4	1	1	0	1	1	0
new listings		474	534	597	605	673	703	784	762	1099	1113	1126	1194	1241
median price (thousands)		105	109.5	115	119.950	123	128.5	138	154.5	165	174.9	155	159.450	150
average price (thousands)		119.495	130.177	134.063	137.194	145.886	159.971	181.315	188.997	202.812	207.875	191.672	195.299	185.083
average days on market		158	173	163	163	153	142	141	125	141	163	167	172	192
total volume sold (millions)		55.924	61.183	79.097	84.786	96.431	112.299	141.970	133.810	130.205	103.1057	83.761	85.346	72.523









● median price (thousands)
 ● average price (thousands)
 ● average days on market
 ● total volume sold (millions)